

KV GANESHKIND PUNE-SESSION 2022-23

CBSE RESULT ANALYSIS-CLASS 12



OVER ALL



APPEARED	PASSED	FAIL AND COMP	ABST	PASS %	0-32.9	33-44.9	45-59.9	60-74.9	75-89.9	90-100	A1	A2	B1	B2	C1	C2	D1	D2	E	GRADE COUNT	NXW	PI	MEAN
122	99	23	0	81.15	0	3	36	44	33	6	72	92	69	59	66	71	79	69	33	610	2633	53.95	338.45



SUBJECT WISE RESULT

CODE	SUBJECT	APPEARED	PASSED	%	A1	A2	B1	B2	C1	C2	D1	D2	E	0-33	33-44	45-59	60-74	75-89	90-100	NXW	PI	MEAN
301	ENGLISH CORE	122	122	100	26	22	19	10	12	18	13	2	0	0	0	13	32	49	28	656	67.21	78.65
302	HINDI CORE	69	69	100	8	13	2	7	7	5	15	12	0	0	0	19	21	26	3	287	51.99	69.29
45	BIOTECHNOLOGY	6	6	100	1	0	2	0	1	2	0	0	0	0	0	0	3	2	1	30	62.5	74
83	COMPUTER SCIENCE	32	31	96.88	2	4	6	3	3	2	6	5	1	0	1	9	6	14	2	130	50.78	71.97
42	PHYSICS	94	89	94.68	13	19	9	7	15	7	5	14	5	0	5	19	35	24	11	431	57.31	67.77
43	CHEMISTRY	94	89	94.68	8	13	12	10	8	14	11	13	5	0	5	33	29	19	8	386	51.33	66.05
30	ECONOMICS	28	26	92.86	2	3	1	1	5	2	8	4	2	0	4	12	6	5	1	94	41.96	59.18
54	BUSINESS STUDIES	28	25	89.29	2	2	2	5	2	5	3	4	3	1	2	13	7	3	2	100	44.64	60.04
41	MATHEMATICS	71	63	88.73	5	8	12	7	7	3	12	9	8	7	1	31	18	9	5	273	48.06	58.31
44	BIOLOGY	38	33	86.84	3	6	4	3	4	6	2	5	5	0	5	8	11	11	3	148	48.68	67.11
55	ACCOUNTANCY	28	24	85.71	2	2	0	6	2	7	4	1	4	4	0	14	6	1	3	98	43.75	55.75

LIST OF TOPPERS

NAME OF STUDENT	TOTAL MARKS	PERCENTAGE	STREAM	
ROHIT RAGHAVENDRA RAO	479	95.8	SCIENCE	
SRIJAN SANTRA	470	94	SCIENCE	

SOHAM S KHARCHE	467	93.4	SCIENCE	
JANHVI NARAYAN RAJALE	470	94	COMMERCE	

PRERNA V PATIL	463	92.6	COMMERCE	
SAMIT JAIN	437	87.4	COMMERCE	




CLASS 10


SCHOOL RESULT

APPEARED	PASSED	FAIL AND COMP	ABST	PASS %	0-32.9	33-44.9	45-59.9	60-74.9	75-89.9	90-100	A1	A2	B1	B2	C1	C2	D1	D2	E	GRADE COUNT	NXW	PI	MEAN
145	136	9	0	93.79	1	12	36	37	41	18	118	105	100	96	79	77	89	93	9	766	3577	61.67	364.7

SUBJECT WISE RESULT

CODE	SUBJECT	APPEARED	PASSED	%	A1	A2	B1	B2	C1	C2	D1	D2	E	0-33	33-44	45-59	60-74	75-89	90-100	NXW	PI	MEAN
184	ENGLISH	145	145	100	24	26	20	14	19	13	17	12	0	0	7	27	36	51	24	725	62.5	73.1
2	HINDI ELECTIVE	123	123	100	20	19	16	15	12	12	14	15	0	0	3	23	27	54	16	591	60.06	74
87	SOCIAL SCIENCE	144	144	100	13	20	14	28	16	13	15	25	0	0	22	25	30	43	24	626	54.34	68.72
417	ARTIFICIAL INTELLIGENCE	42	42	100	6	1	7	8	7	4	7	2	0	0	0	0	8	18	16	193	57.44	86.02
122	SANSKRIT	22	22	100	15	5	1	1	0	0	0	0	0	0	0	0	1	6	15	166	94.32	91.05
86	SCIENCE	145	144	99.31	19	17	23	13	12	21	20	19	1	1	39	33	29	24	19	644	55.52	61.41
41	MATHEMATICS STANDARD	125	122	97.6	19	17	15	15	12	13	12	19	3	3	31	25	21	21	24	566	56.6	63
241	MATHEMATICS BASIC	20	15	75	2	0	4	2	1	1	4	1	5	5	6	7	0	2	0	66	41.25	44.45

ROLL	NAME	TOTAL	%	TOPPERS
15162288	DHRUV RAJESH WANGE	487	97.4	 <p>DHRUV WANGE</p>
15162283	SAVI PRAVIN KAMBLE	483	96.6	 <p>SAVI PRAVIN KAMBLE</p>
15162311	ANIT DHANANJAY BEDARE	482	96.4	 <p>ANIT BEDARE</p>

15162293	SOHAN SATISH KURKURE	482	96.4	 SOHAN KURKURE
----------	----------------------	-----	------	--